

22.01.2026

Index of sold production of industry in December 2025¹

 **7.3%**

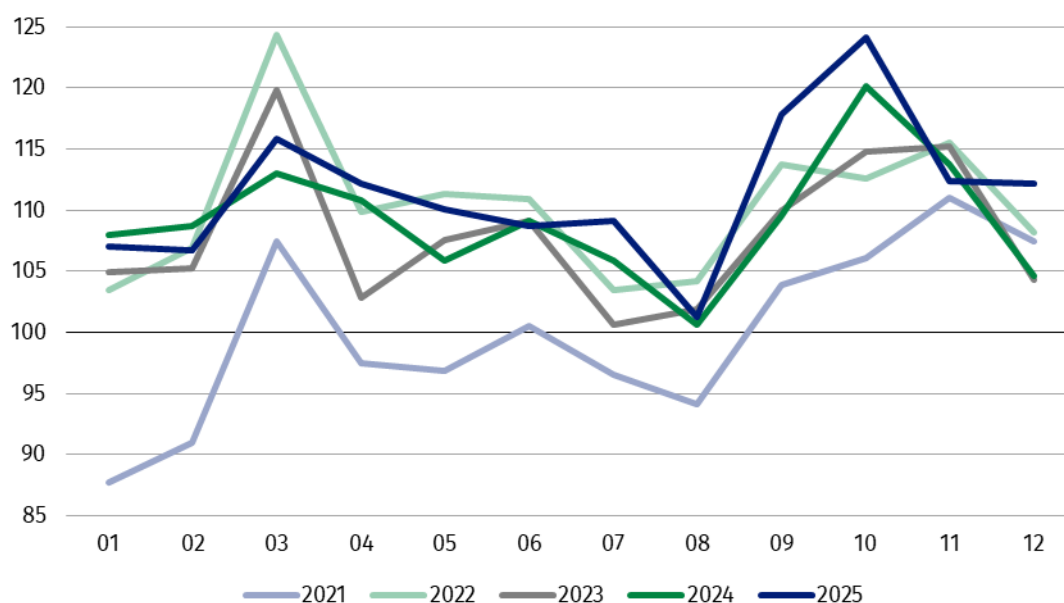
Increase in sold production of industry compared to December 2024

In December 2025, sold production of industry was by 7.3% higher than in December 2024 (when an increase was recorded by 0.2%), whereas in comparison with November 2025, it slightly decreased by 0.1%. In the period January-December of 2025, sold production of industry was by 3.0% higher than in the corresponding period of 2024 (which saw an increase by 0.3%).

After eliminating the seasonal factors, in December 2025 sold production of industry reached the level higher by 4.7% than in the corresponding month of 2024 and by 2.1% higher than in November 2025.

After seasonal adjustment, sold production of industry in December 2025 increased by 4.7% per year

Chart 1. Sold production of industry (monthly average of 2021=100)



In December 2025, among the main industrial groupings there was an increase per year in the production of capital goods – by 17.1%, non-durable consumer goods – by 8.1%, durable consumer goods – by 7.8% and intermediate goods – by 6.6%. A decrease was observed in the production of energy – by 10.1%.

The highest y/y increase was recorded in the production of capital goods, while a decrease – in the production of energy

¹ Preliminary data; comprise enterprises with 10 or more persons employed.

Table 1. Index of sold production of industry^a (constant prices)

SPECIFICATION	2025						
	11	12	11	12	01-12	11	12
	previous month =100		corresponding period of previous year = 100			monthly average of 2021 =100	
INDUSTRY	90.7	99.9	98.9	107.3	103.0	112.4	112.2
Mining and quarrying	93.8*	98.9	104.5*	108.7	98.5	111.4*	110.2
Manufacturing	89.6*	99.2	98.6	107.8	103.4	111.0	109.0
Electricity, gas, steam and air conditioning supply	109.4*	109.0	97.3*	97.9	98.2	128.3*	140.1
Water supply; sewerage waste management and remediation activities	94.0*	107.9	103.4*	111.3	104.5	118.6*	128.0

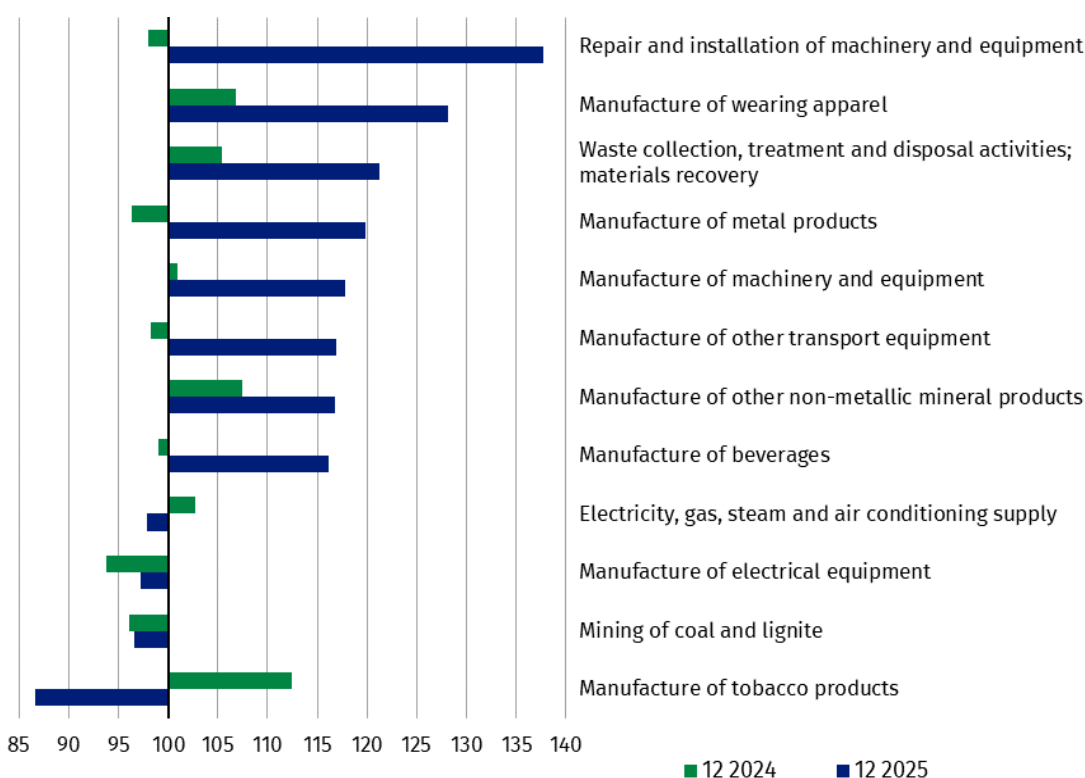
a Data including final information on production and prices in November and preliminary data in December.

* Data revised.

According to the preliminary data, in December 2025 an increase in sold production (in constant prices), compared to December 2024, was reported in 26 (out of 34) industry divisions, among others in repair and installation of machinery and equipment – by 37.7%, in waste collection, treatment and disposal activities; materials recovery – by 21.3%, in manufacture of metal products – by 19.9%, manufacture of machinery and equipment – by 17.8%, manufacture of other transport equipment – by 16.9%, manufacture of other non-metallic mineral products – by 16.8%, manufacture of beverages – by 16.1%, manufacture of food products – by 9.0%.

A decrease in sold production of industry, compared to December 2024, was recorded in 8 divisions, among others in mining of coal and lignite – by 3.4%, in manufacture of electrical equipment – by 2.7%, in electricity, gas, steam and air conditioning supply – by 2.1%.

The share in total industry of sold production of divisions which recorded an increase per year, amounted to 77.8%

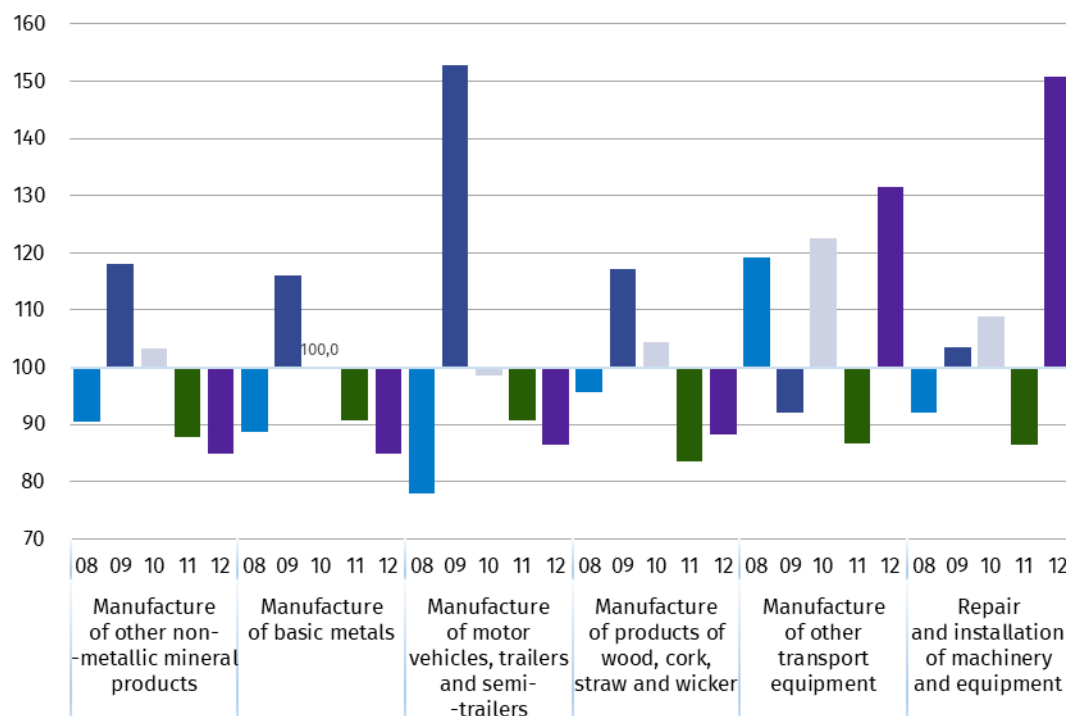
Chart 2. Index of sold production of industry by selected NACE Rev. 2 divisions (constant prices; corresponding period of previous year = 100)

In December 2025, a decrease in sold production (in constant prices), compared to November 2025, was recorded in 18 (out of 34) industry divisions, among others in manufacture of rubber and plastic products and in manufacture of basic metals – by 15.1% each, manufacture of motor vehicles, trailers and semi-trailers – by 13.6%, manufacture of products of wood, cork, straw and wicker – by 11.8%, manufacture of furniture – by 8.2%, manufacture of chemicals and chemical products – by 7.5%, manufacture of paper and paper products – by 5.9%.

The share in total industry of sold production of divisions which recorded a decrease compared to November 2025 amounted to 47.2%

An increase in sold production of industry, compared to November 2025, was recorded in 16 divisions, among others in repair and installation of machinery and equipment – by 50.8%, in manufacture of other transport equipment – by 31.4%, manufacture of beverages – by 23.4%, manufacture of machinery and equipment – by 15.0%, in electricity, gas, steam and air conditioning supply – by 9.0%, in waste collection, treatment and disposal activities; materials recovery – by 6.7%.

Chart 3. Index of sold production of industry by selected NACE Rev. 2 divisions (constant prices; previous month=100)



Data presented in this news release concern entities with 10 or more persons employed, conducting economic activity classified according to the Polish Classification of Activities (PKD 2007/NACE Rev. 2) to Industry, i.e. to the following sections: 'Mining and quarrying', 'Manufacturing', 'Electricity, gas, steam and air conditioning supply', 'Water supply; sewerage, waste management and remediation activities'.

Statistical unit, according to which the presented data are compiled, is a legal unit.

Methodology of compiling data on sold production of industry is presented in the methodological report [Industrial production surveys](#).

In addition, for the needs of European statistics, data on industrial production are also compiled according to the kind-of-activity unit (KAU). The concept of the kind-of-activity unit is presented in the methodological report [Short-term statistics by European concept of the Kind-of-activity unit](#).

In case of quoting Statistics Poland data, please provide information: "Source of data: Statistics Poland", and in case of publishing calculations made on data published by Statistics Poland, please include the following disclaimer: "Own study based on figures from Statistics Poland".

Prepared by:
Enterprises Department

Director Katarzyna Walkowska-Macias
Phone: (+48 22) 608 31 25

Issued by:

Press Office

Mobile +48 695 255 032

Phone +48 22 608 38 04, +48 22 449 41 45,
+48 22 608 30 09

e-mail: obslugaprasowa@stat.gov.pl



stat.gov.pl



@GUS_STAT



@GłównyUrządStatystyczny



gus_stat



glownyurządstatystycznygus



glownyurządstatystyczny

Related information

[Statistical Bulletin](#)

[Socio-economic situation of the country](#)

[Methodological report. Industrial production surveys](#)

Data available in databases

[Knowledge Database - Industry](#)

[Macroeconomic Data Bank](#)

[Macroeconomic indicators](#)

[Local Data Bank](#)

Terms used in official statistics

[Sold production of industry](#)

[Seasonally un-adjusted index of sold production of industry](#)

[Seasonally adjusted index of sold production of industry](#)

[Production of capital goods](#)

[Production of non-durable consumer goods](#)

[Production of durable consumer goods](#)

[Production of intermediate goods](#)

[Production of goods related to energy](#)